

Cornell University  
Cooperative Extension

# CCE Wyoming County 2022 Census Charts of Note

“Cornell Cooperative Extension is an employer and educator recognized for valuing AA/EEO, Protected Veterans, and Individuals with Disabilities and provides equal program and employment opportunities”





# 2022 Ag. Census Facts\*

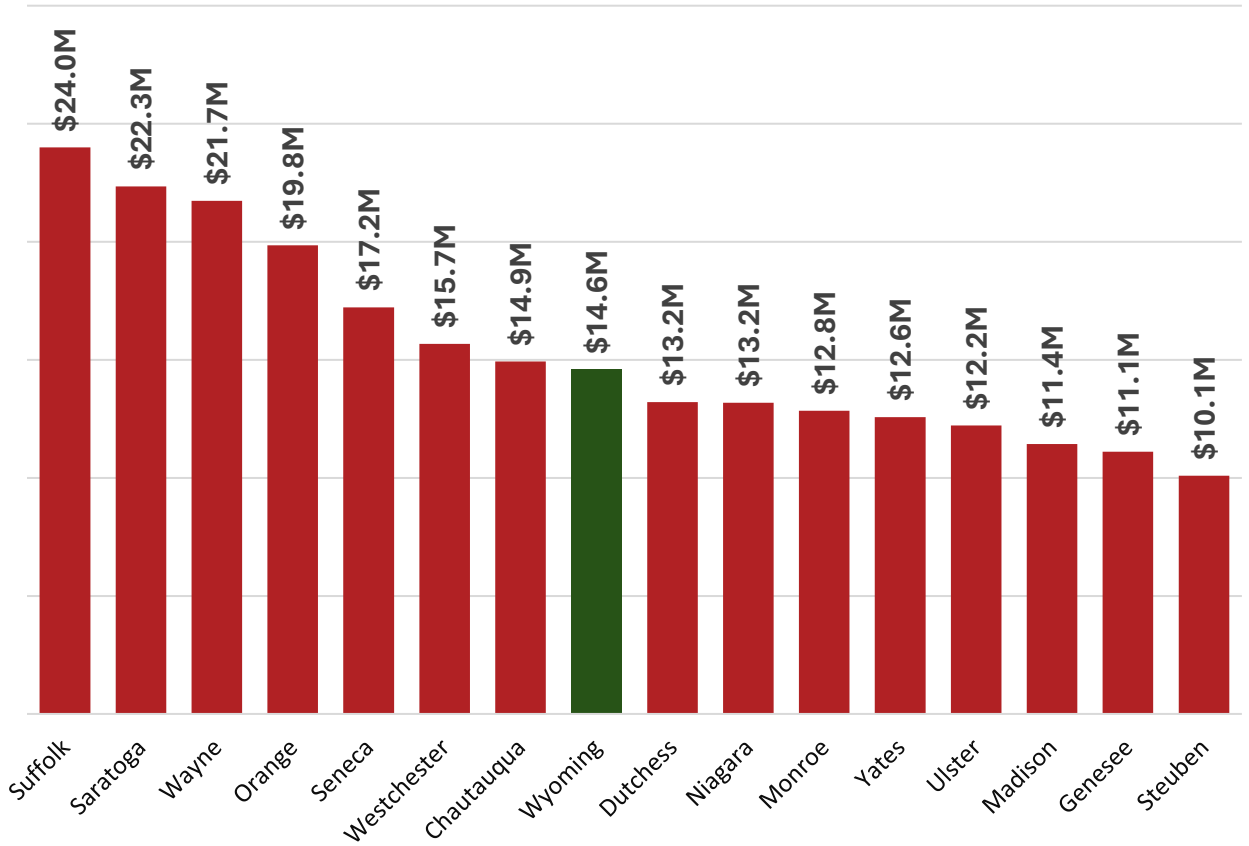
## Wyoming County, NY

- Wyoming County is home to 638 farms, 97% of which are family-owned – farms generate over \$14 million in income through farm-related receipts and contribute more than \$421 million in total agricultural sales to the local and state economies.
- The county encompasses over 298,372 acres designated for agricultural use – about 80 percent of the county’s total land area -- with 203,915 acres currently under production—a 13% decrease since 2017.
- As a key dairy hub, Wyoming County ranks second in New York for milk sales, reporting \$305 million in 2022, just behind Cayuga County's \$320.9 million.
- In 2022, Wyoming County had a total of 93,232 cattle, including 48,484 milk cows—up from 47,228 in 2017—and 2,695 beef cattle, significantly increased from 1,580 in 2017.
- The county is second in New York for livestock production, with \$337.8 million of total farm sales coming from livestock, poultry and products, primarily milk, and it leads the state in cattle and calves.
- Wyoming County ranks third in New York for hay and haylage production.
- The county is ranked #1 in New York for maple production, boasting 320,339 maple taps, placing it thirteenth nationally in the number of taps per county.
- Agribusinesses in Wyoming County produce over 115,000 gallons of maple syrup, making it the 10th most productive county for maple syrup in the United States, with sales reaching \$4 million in 2022.
- According to the 2022 agricultural census, there are over 22 equine operations in Wyoming County, with the Attica Rodeo recognized as the best by the cowboys and cowgirls association of the American Professional Rodeo Association.
- Finally, Wyoming County ranks 7th in New York for vegetable, melon, potato, and sweet potato production.

\*National Agricultural Statistics Service 2022 Census of Agriculture

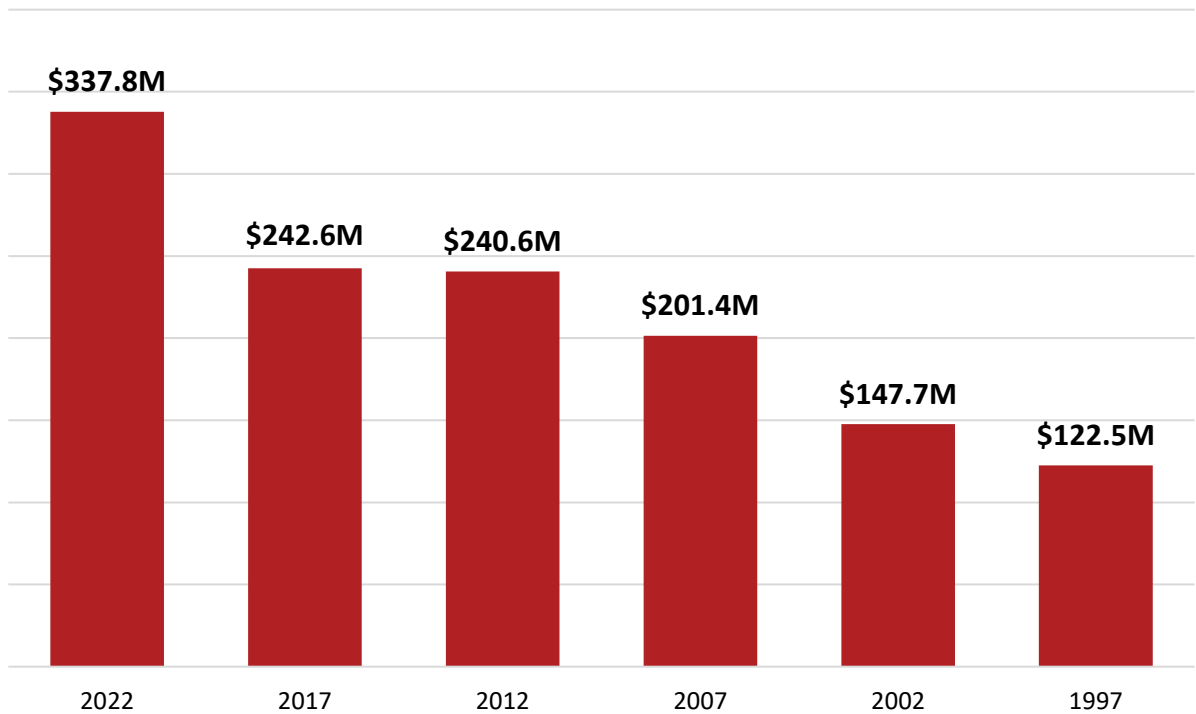
2022 CENSUS OF AGRICULTURE

# Income, Farm-Related Receipts Measured in \$



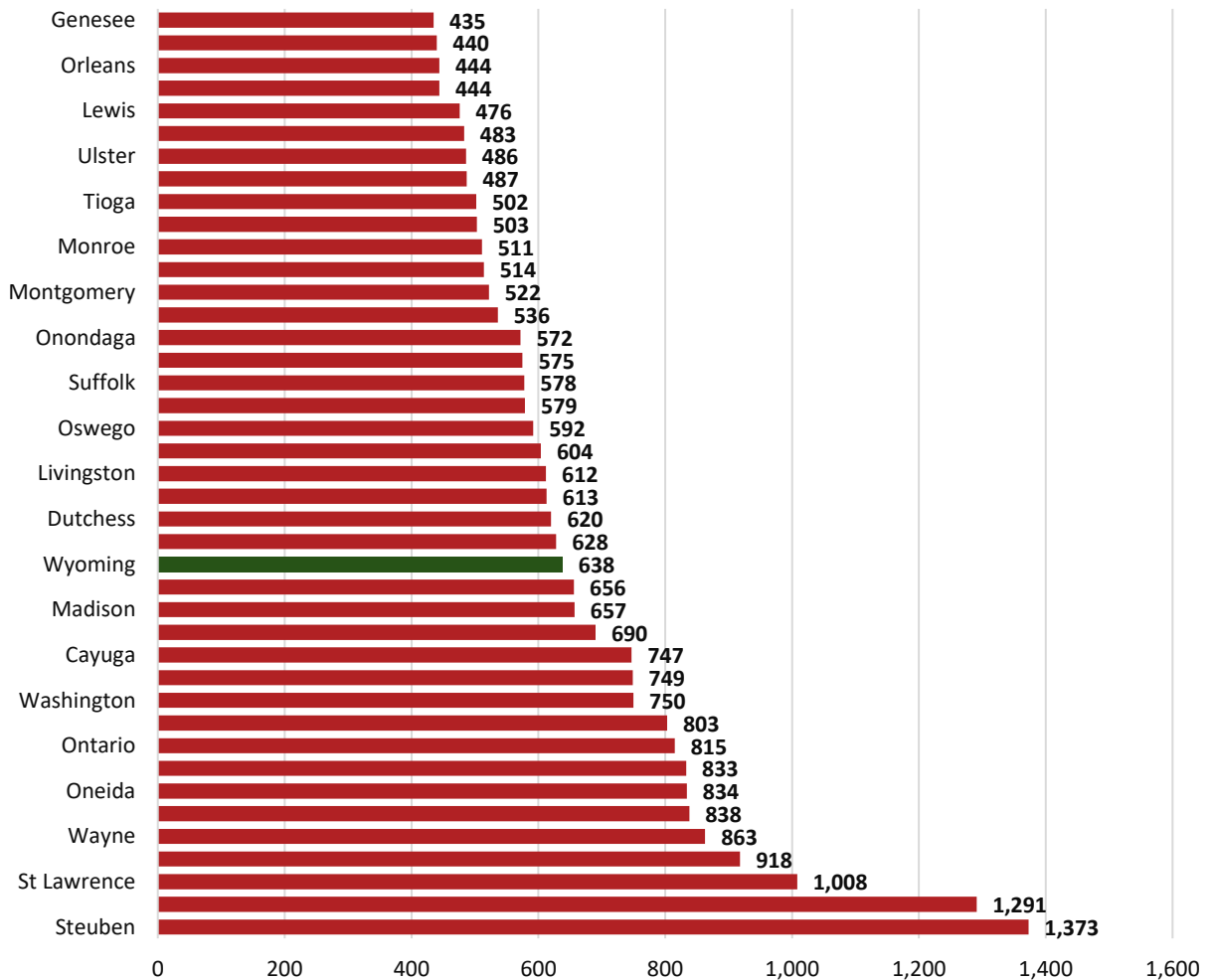
# Animal Totals, Incl. Products

## Wyoming County Sales, Measured In \$



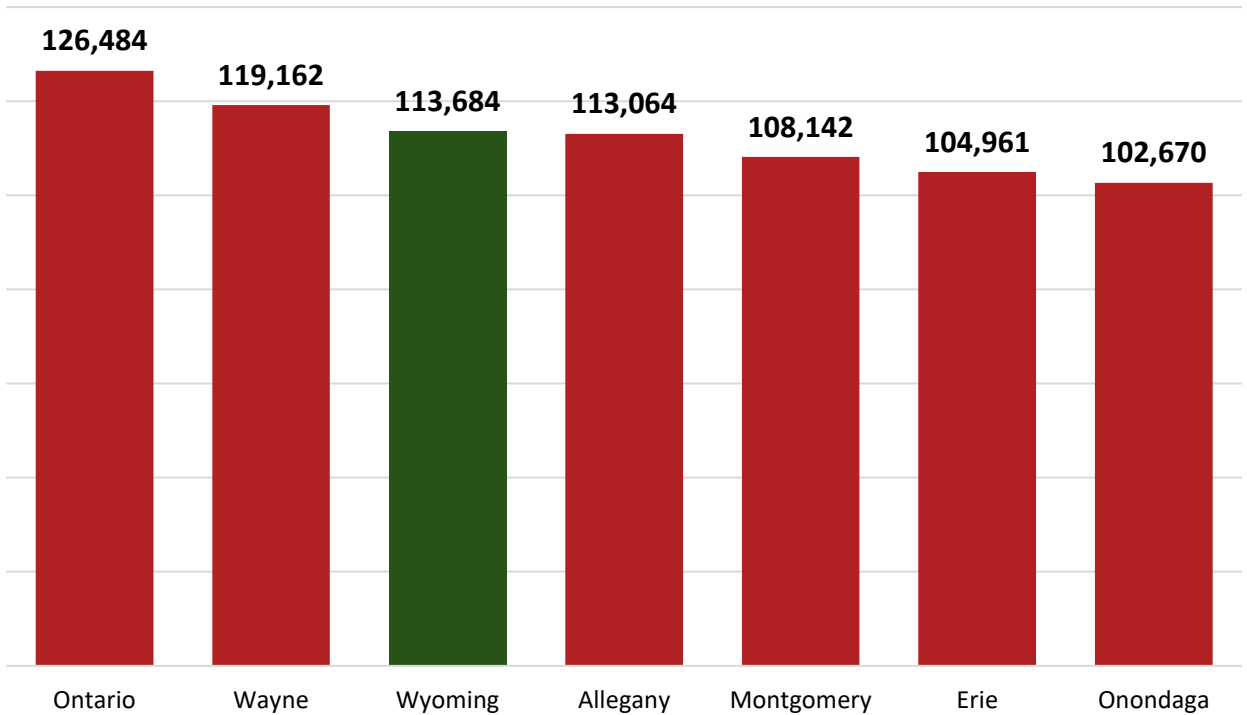
# Top Counties for Farm Operations

## Number of Operations



# Honey

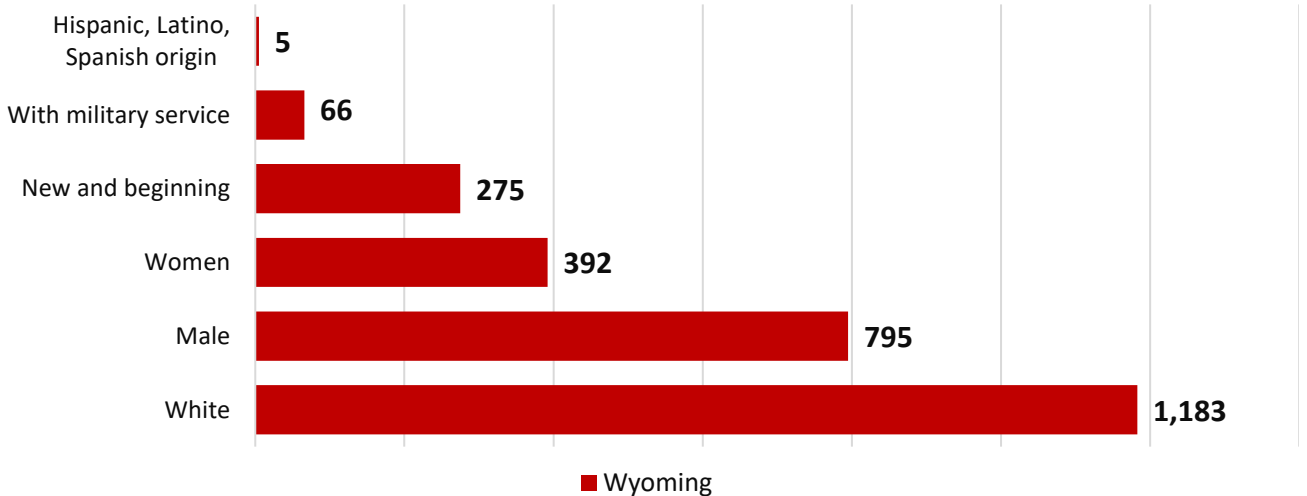
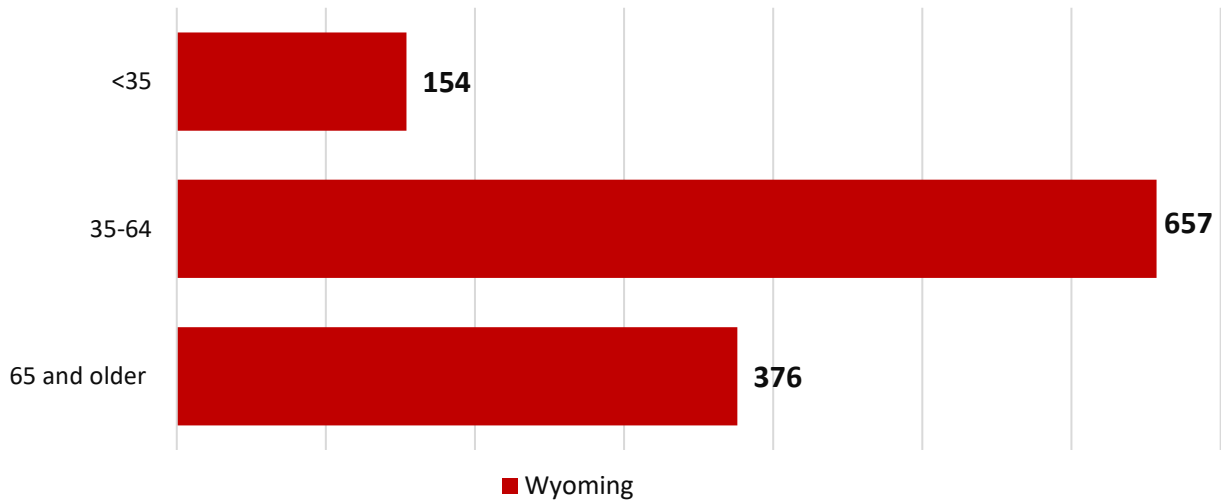
## Production, Measured in Lbs.



\*Note that Herkimer County is #1 in honey production with 341,296 lbs. Wyoming County is fourth in the state in honey production.

# Producers in Wyoming County, NY

## Total producers: 1,187\*



\*Data collected for a maximum of four producers per farm.

# Dairy Herd Size Comparison

## Wyoming and Cayuga Counties

